




# T1/E1/ISDN-PRI Transformer




Designed for T1/E1/CEPT Line Interface

Matched to leading transceiver ICs

Single Reinforced Insulation, 1.5KVrms

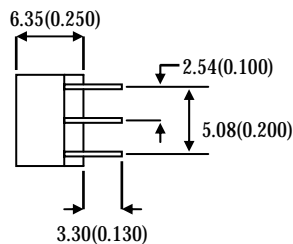
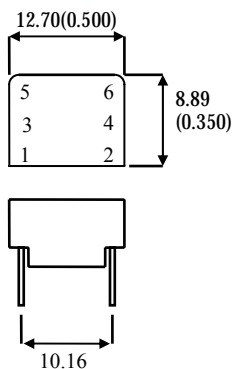
Design to meet ITU-T G.703



## Specifications

PN	Turn Ratio	OCL (mH Min)	LL (uH Max)	CWW (pF Max)	DCR Pri ( $\Omega$ Max)	DCR Sec ( $\Omega$ Max)	Schematic	Pri /Sec
TA5101	1CT:1	1.2	0.8	25	0.7	0.7	A	1-5/2-6
TA5102	1:1.15CT	1.5	0.6	35	0.7	0.9	A	2-6/1-5
TA5103	1:2CT	1.2	0.6	40	0.7	1.3	A	2-6/1-5
TA5104	1:1.59CS	2.0	0.8	40	1.0	1.8	B	1-2/3-6
TA5105	1CT:1CT	1.2	0.8	25	0.8	0.8	C	1-5/2-6
TA5106	1CS:1	0.8	0.6	30	0.8	0.8	D	1-4/5-6
TA5107	1CS:1.31	0.8	0.6	30	0.8	0.8	D	1-4/5-6
TA5110	1:1:1.58	0.3	0.6	30	0.8	0.6	D	1-4/5-6
TA5111	1:1.36CT	1.2	0.8	35	0.7	0.9	E	1-5/2-6

## Dimension



## Schematic

